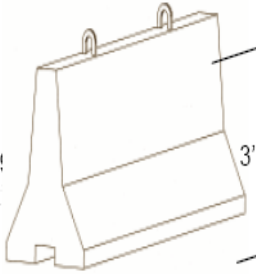


# CLIN ITEM PICTURES

## BARRIER SMART SHEET

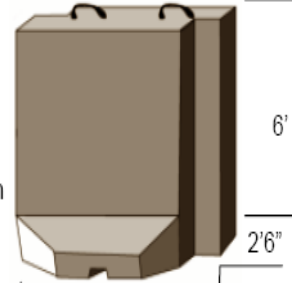
### JERSEY

Height = 3'  
 Bottom Length = 9'  
 Bottom Width = 2'  
 Top Width = 10"  
 Weight = 2 Tons  
 Lift: 10 k-Forklift, 10-Ton Crane, HEMTT w/ Crane



### COLORADO

Height = 6'  
 Bottom Length = 9'  
 Bottom Width = 2' 6"  
 Top Width = 10"  
 Weight = 3.5 Tons  
 Lift: 10 k-Forklift, 10-Ton Crane  
 Note: VIRGINIA is 6' in length and Weighs 3 Tons; all other specs are the same. Lift: HEMTT

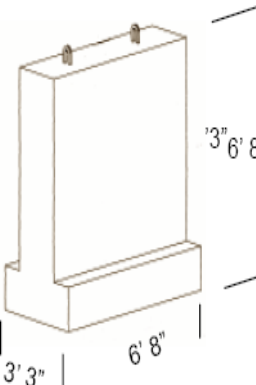


Colorado 9'  
 Virginia 6'

## CLIN 0003

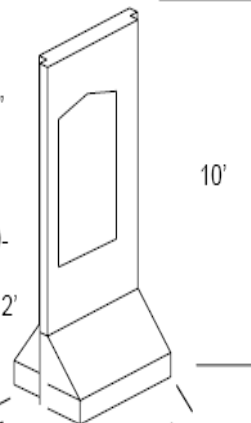
### TEXAS-T

Height = 6' 8"  
 Bottom Length = 3' 6" 8"  
 Top Width = 1' 9"  
 Weight = 6 Tons  
 Lift: 10-Ton Crane



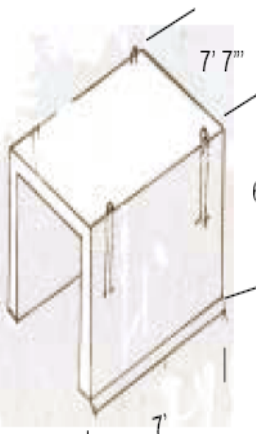
### ALASKA

Height = 10'  
 Bottom Length = 6' 1"  
 Bottom Width = 4' 4"  
 Top Width = 12"  
 Weight = 7 Tons  
 Lift: 10-Ton Crane, 20-Ton Crane  
 Note: Also comes in 12' high model



### SCUD BUNKER

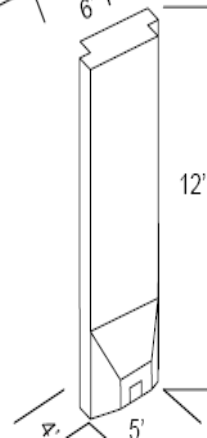
Inside Height = 6'  
 Bottom Length = 7'  
 Width = 7' 7"  
 Thickness = 10"  
 Overall Height = 7'  
 Weight = 8 tons  
 Lift: 10 Ton Crane



## CLIN 0002

### T-WALL

Height = 12'  
 Bottom Length = 5'  
 Bottom Width = 4'  
 Top Width = 1' 3"  
 Weight = 6 tons  
 Lift: 10 Ton Crane, 20 Ton Crane



## CLIN 0001