




CANTER HD

MITSUBISHI FUSO



المشغل
حقوقه
عند الترخيص
CANTER



5.5 Mtr

2.15 Mtr

2.15 Mtr

2.15 Mtr

WIDTH : 2.15 Mtr
LENGTH: 5.5 Mtr

FL

The MITSUBISHI FUSO FL with a G.V.W. of 9.8 tons is our 4WD (four-wheel drive) series. This vehicle's high performance and traction will handle all kinds of terrain and weather conditions.



FE85P / FE85C SPECIFICATIONS (DRIVE SYSTEM: 4x2)

MODEL

Model	Cab type	WIDE			
	L.H.D.	FE85PC6LADA	FE85PG6LADA	FE85CDZLADA*3	FE85CHZLADA*3
Crew		3			

DIMENSIONS mm (in.)

Wheelbase	2,750 (108.3)	3,850 (151.6)	2,910 (114.6)	4,170 (164.2)
Overall length	5,215 (205.3)	6,750 (265.7)	5,355 (210.8)	7,210 (283.9)
Overall width	2,035 (80.1)		2,135 (84.1)	
Overall height, approx.	2,205 (86.8)		2,215 (87.2)	
Tread	front	1,665 (65.6)		
	rear	1,560 (61.4)	1,660 (65.4)	
Ground clearance, approx.	210 (8.3)		185 (7.3)	
Cab to rear axle	2,225 (87.6)	3,325 (130.9)	2,385 (93.9)	3,645 (143.5)
Cab to end of frame	3,490 (137.4)	5,025 (197.8)	3,605 (141.9)	5,460 (215.0)
Frame width	753 (29.6)		840 (33.1)	
Front overhang			1,145 (45.1)	
Rear overhang	1,265 (49.8)	1,700 (66.9)	1,220 (48.0)	1,815 (71.5)

WEIGHTS kg (lb)

Kerb weight *1	2,290 (5,050)	2,360 (5,205)	2,400 (5,290)	2,460 (5,425)
Max. G.V.W.	7,200 (15,875)		8,200 (18,080)	

CALCULATED PERFORMANCE

Max. speed km/h (mph)	115 (71.5)		110 (68.4)	
Max. gradeability (tan θ) %	32.5		29.5	
Min. turning radius m (ft)	5.1 (16.7)	6.8 (22.3)	5.3 (17.4)	7.3 (24.0)

ENGINE

Model	MITSUBISHI FUSO 4D34-2A	MITSUBISHI FUSO 4D33-4A
Type	4 stroke-cycle, water-cooled direct injection diesel engine	
No. of cylinders	4 in line	
Piston displacement	3.907 L (238.4 cu. in.)	4.214 L (257.1 cu. in.)
Max. output *2	89 kW (120 PS) (JIS), 85 kW (115 PS) (DIN), 84 kW (113 hp) (SAE, Gross) at 3,200 rpm (53.3 r/s)	96 kW (130 PS) (JIS), 92 kW (125 PS) (DIN), 90 kW (121 hp) (SAE, Gross) at 3,200 rpm (53.3 r/s)
Max. torque	295 N·m (30.0 kgf·m, 217 lb·ft) (JIS), 289 N·m (29.5 kgf·m, 213 lb·ft) (DIN), 278 N·m (28.3 kgf·m, 205 lb·ft) (SAE, Gross) at 1,800 rpm (30.0 r/s)	304 N·m (31.0 kgf·m, 224 lb·ft) (JIS), 299 N·m (30.5 kgf·m, 221 lb·ft) (DIN), 287 N·m (29.3 kgf·m, 212 lb·ft) (SAE, Gross) at 1,800 rpm (30.0 r/s)
Air cleaner	Dry paper element	
Alternator	24 Volt, 50 Amp.	

DRIVE LINE

Clutch	Hydraulic control, diaphragm spring, single dry plate	
Transmission	5 forward and 1 reverse speed, 2nd to 5th synchromesh, 1st and Rev. constant mesh gears	
	gear ratios	5.380-3.028-1.700-1.000-0.722, Rev. 5.380
Final reduction gear	Single reduction, hypoid gear	
	ratio	6.166

CHASSIS

Axle	front	Reverse Elliot, "I" beam	
	rear	Full floating type	
Tire	front	Single, 7.50R16 119/117L	Single, 7.50R16 123/121L
	rear	Dual, 7.50R16 119/117L	Dual, 7.50R16 123/121L
Steering	Ball-nut type with integral type hydraulic power booster, Telescopic and tilt steering column with steering lock		
Suspension	Semi-elliptic, laminated leaf springs		
Shock absorbers	Hydraulic double acting telescopic type on front and rear axles		Hydraulic double acting telescopic type on front axle
Brake	service	Hydraulic with vacuum servo assistance, dual circuit	
	parking	Internal expanding type on propeller shaft at rear of transmission	
	exhaust	Vacuum operated, butterfly valve type	
Fuel tank capacity	100 lts. (dm ³) (22.0 Imp. gals. or 26.4 U.S. gals.)		
Electrical system — batteries	24 Volt, regulated control — 12 Volt x 2, 65 Ah (234 kC) at 20 hr rate (75D26L)		
	52 Ah (187 kC) at 5 hr rate (75D26L)		

CAB

Construction	Tilt type with torsion bar, all steel welded construction
--------------	---

ANNOTATIONS

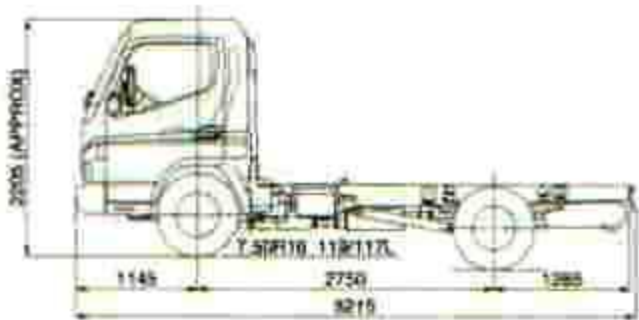
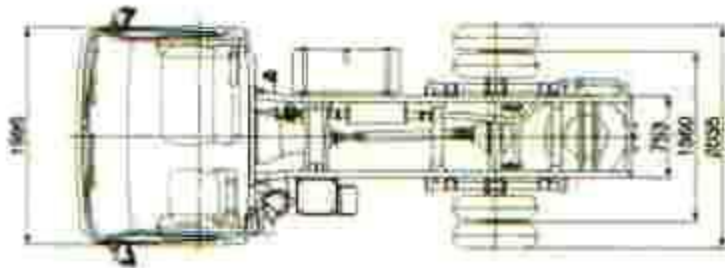
*1 Kerb weights shown are subject to 2.5% variation to allow for production tolerances. Kerb weights include weight of oil, fuel, coolant but exclude spare tire carrier & bracket, spare tire & disc wheel and standard tool set.

*2 Max. speed of 4D34-2A engine is at 3,600 rpm (60.0 r/s). 4D33-4A engine is at 3,400 rpm (56.7 r/s).

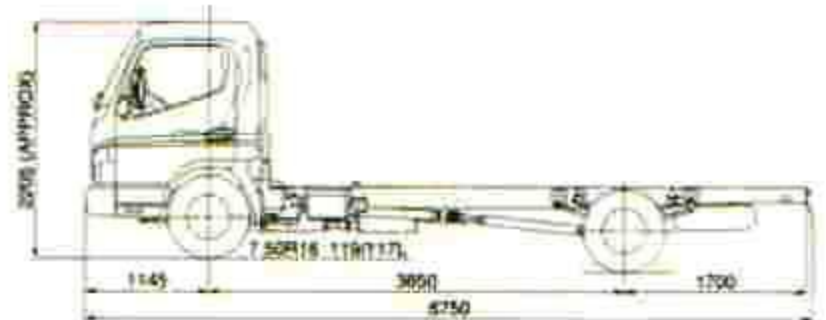
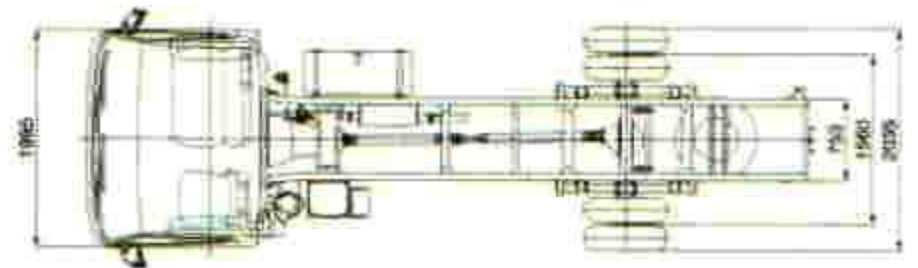
*3 Cab & chassis only.

DRAWINGS

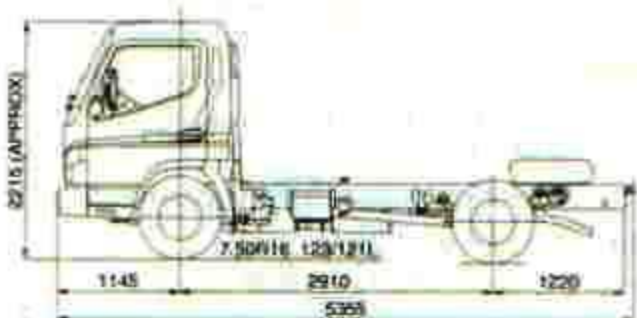
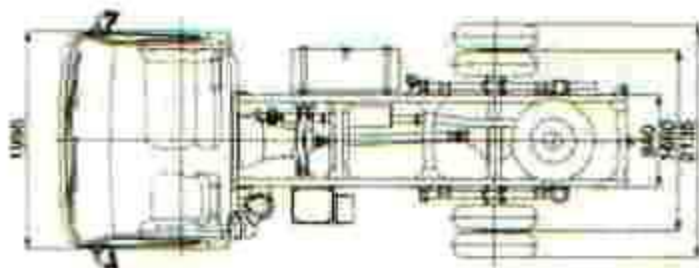
FE85PC6LADA



FE85PG6LADA



FE85CDZLADA



FE85CHZLADA

